

A Parent's Guide to Monster Phonics



Monster
Phonics



GESS
EDUCATION
AWARDS
WINNER
2023



Department
for Education

What is phonics?




Phonics is the way
we teach children
to read and write

Children
have a daily 30 minute
phonics lesson.



The order of teaching



s a t p i n m d

The order of teaching



s a t p i n m d



at	sap	pit	in	tan	mat	dad	did
a	as	tip	nip	nap	map	sad	Sid
sat	it	pip	pan	am	Pam	dim	and
pat	is	sip	tin	man	Tim	dip	
tap	sit	an	pin	mam	Sam	din	

Using these 8 graphemes children can
read 38 words





Terminology



Terminology



**The smallest unit of sound
in a word**

e.g. Cat has 3 phonemes C-a-t and so
does sheep, sh-ee-p

Terminology



Grapheme

The letter or multiple letters that represent a sound when written on a page

Terminology



Digraph

Two letters that
represent one sound

e.g.

ch in chip

ai in train

Terminology



Trigraph

Three letters that
represent one sound
e.g. **igh** in **light**

Terminology



C = consonant
V = vowel

Cat - CVC, consonant, vowel, consonant

Must- CVCC consonant, vowel, consonant, consonant

Blending sounds

Blending is a merging of the phonemes (sounds) that you hear to make a word.

Blending is READING



Cat

See the word



C-a-t




Say
each phoneme



Cat



blend the phonemes
together




say the word


Segmenting

Segmenting is splitting a word up into the phonemes that make it. Then writing the word by representing each phoneme with a grapheme.

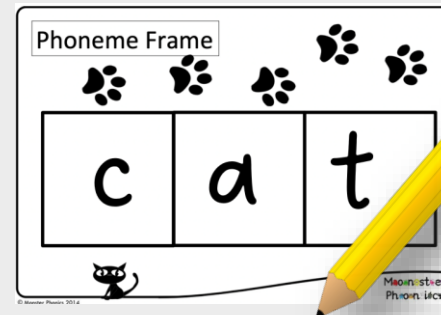
Segmenting is SPELLING



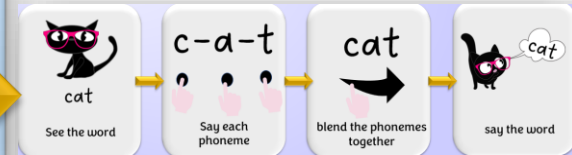
Say the word



Use your robot arms to chop up the word into sounds



Represent each phoneme with a grapheme



Read the word to check it is right

Monster

Phonics

Child-centred and delivers results

Validated by



Department
for Education

Monster Phonics system




The Monster Phonics approach



Links colour to sound

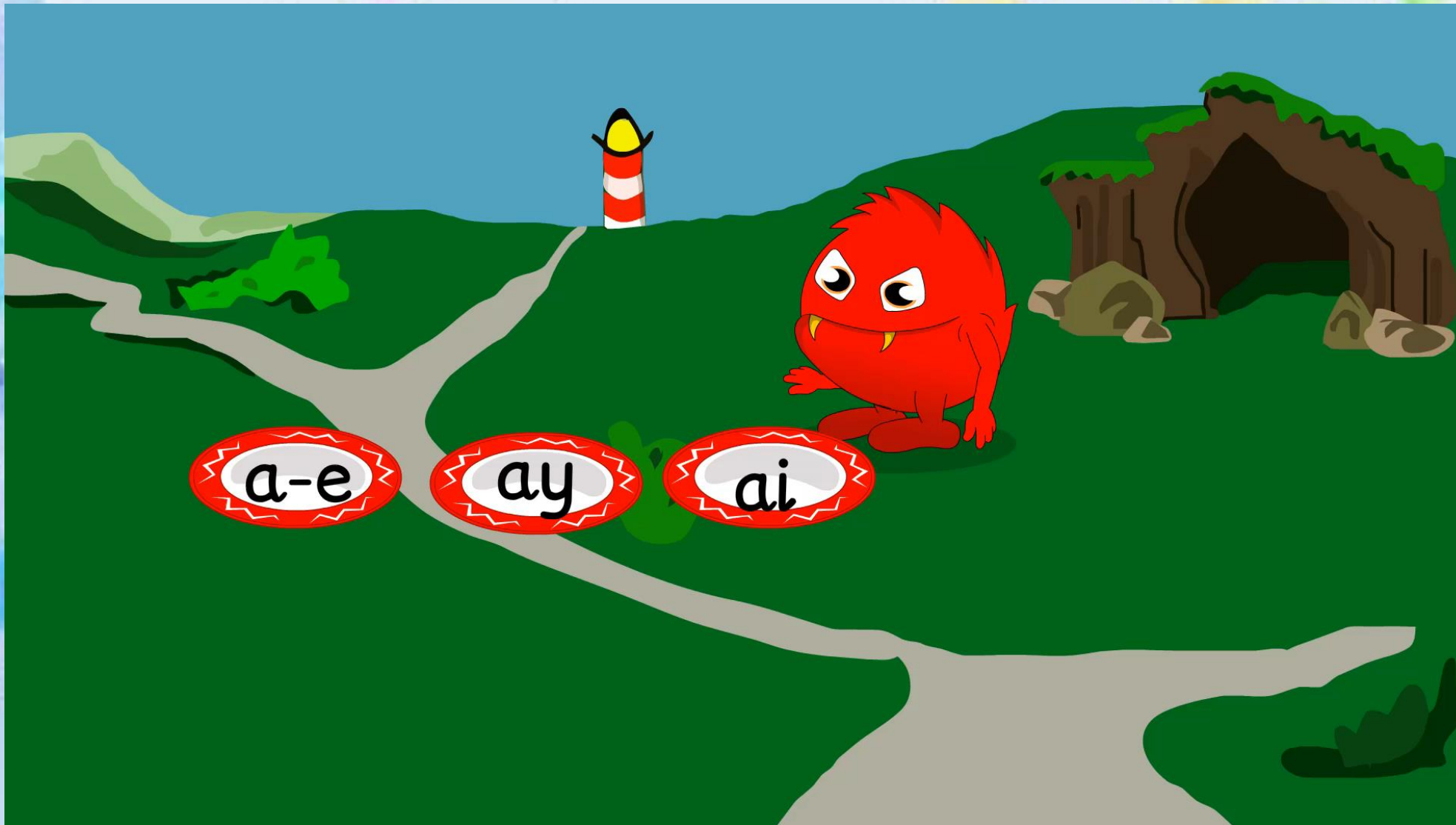


Links the colour to a monster



Easier to learn

Meet the monsters!



The Monster Phonics System

ay ai ei
a-e eigh
a ea
ey



Angry Red A

Monster Phonics

ea ie ey ei
ee i
y e-e
e i-e



Green Froggy

Monster Phonics


igh y
i-e ie
i y-e



Yellow I

Monster Phonics


oa
o-e ow
o oe
ou



Miss Oh No

Monster Phonics


u-e ew
u ue
eu



U-Hoo

Monster Phonics

oo ew ue
u-e ou
o ui
u o-e
eu



Cool Blue

Monster Phonics


ow ou



Brown Owl

Monster Phonics


u wh t a h k i
o
ea gh l
wh e m b c
p n



Silent Ghosts

Monster Phonics

ere c oy le ear ir si
al ti g oo air oi dg
d o s ture eer
ed a gh ure
er ar ssi ou
ci ce



Tricky Witch

Monster Phonics

k ss h l q v j w zz y sh
r e u ll f x z th ch
g c o b ff qu ng
m d n ph
s a t p i ur or



Black Cats

Monster Phonics

Monster
Phonics



Using Colour Coding

he















he

my

my

day

day

A a a-e ay ai ei eigh ea ey 	E e y ee ea ie ey ei e-e i-e 	I i i-e y igh ie y-e 	O o o-e oa ow oe ou 	U u u-e ew ue eu 
OO u o u-e oo ew ue ou ui o-e eu 	OW ow ou e out a g i l n m s p 	silent ea ve wh tch wr kn gn mb wh ore 	tricky ar er ir w-or (er) oo o (u) oy oi air ear aw au ear g dge (j) c (s) le el al il (ul) al (or) ti (sh) w-a (o) w-ar (or) s(zsh) 	
a b bb c ck k d e f ff ph 	g h i y j l ll m mm 	n nn o p pp qu r rr s ss t tt 	u v w x z zz ng 	nk ch sh st th th or ur 

High Frequency Words

200 Words to Learn

away play gave way take say place may again great Angry Red A narrator	need tree any sea really been trees many tea please keep he's floppy eat these feet we're only each key queen began baby green before every sleep because everyone three even suddenly Green Froggy	
fly why cried night white right inside I've liked I'll find Yellow I glant	boat home clothes window over know most snow going grow cold Miss Oh No told	room school food two soon who Cool Blue through
around mouse round shouted how	new use lived pulled head live horse door which	



we be me
he she

- Accelerates learning of high-frequency words
- Learn one – get one or two for free
- Teaching by similarity
- The first 300 high-frequency words make up 65% of our language

Common Exception Words



The image features a decorative background of watercolor splashes in various colors including purple, blue, pink, yellow, and green. A solid blue horizontal banner is positioned across the middle of the image, containing the text "Guided Reading Sessions" in a white, rounded, sans-serif font.

Guided Reading Sessions

Guided Reading




- Two weekly sessions in small groups with a Teacher
- Developing decoding skills, fluency and also comprehension
- Children then get the book to take home and read with an adult
- To develop fluency and comprehension, books should be read more than once

The image features a central blue banner with white text. The background is a light blue wash with colorful watercolor splatters in shades of purple, pink, yellow, and green. The text is written in a white, rounded, sans-serif font.

Helpful tips & ideas
for supporting with phonics at home

Model: Show your child how to do it

- Important to use pure speech sounds
- Common mistake adding 'uh'
- Makes it difficult to blend words



mat


muh a tuh

Pure Speech Sounds

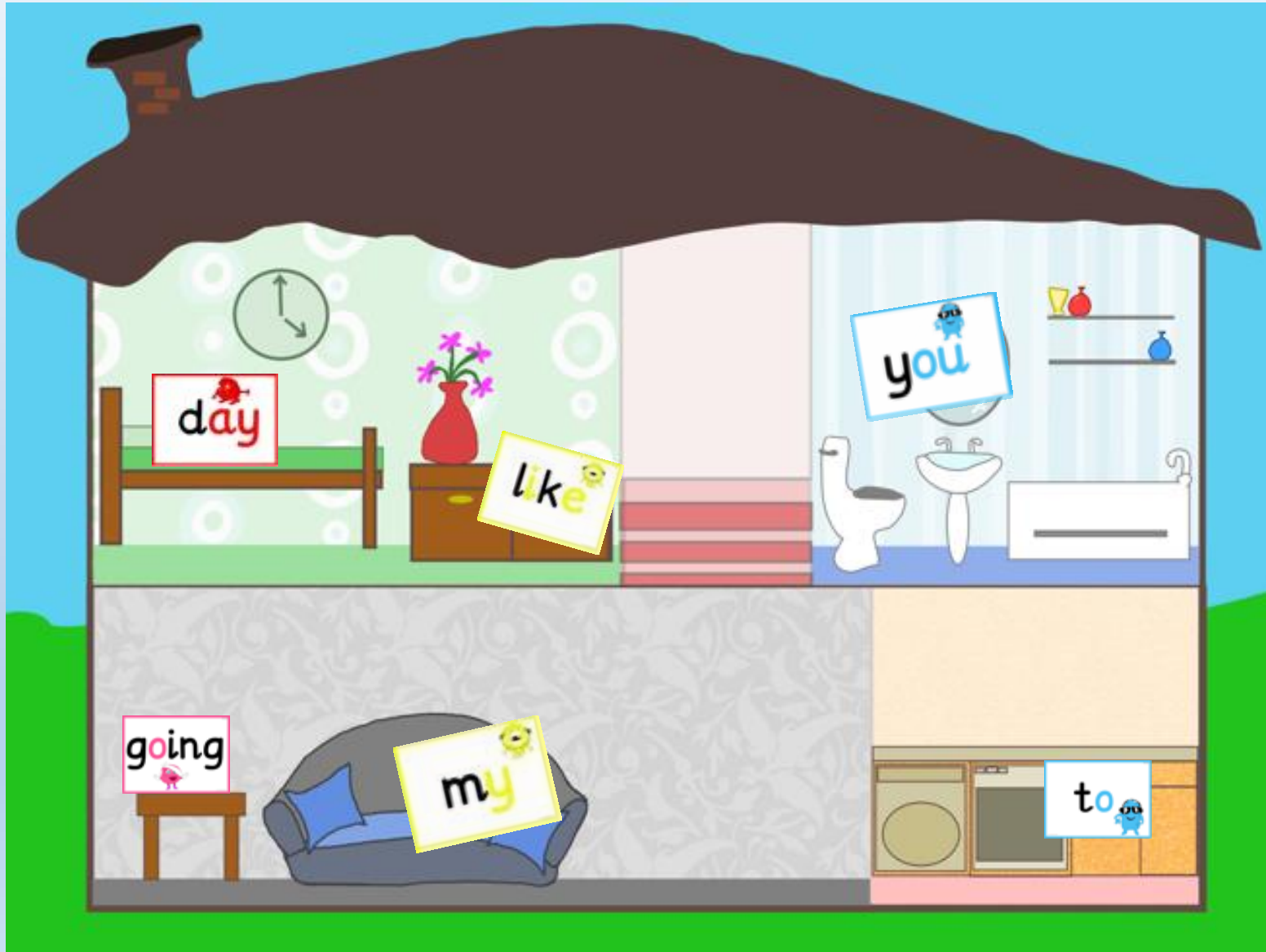
Moonster

Phonics


FlashCards



FlashCards



Make it a Game




Aiming games



Make it a Game


he	me
she	
to	be
we	



Physical games



Creative Ideas



More Ideas



Chalking



water & brushes



Resources to support learning at home

Monster Phonics · How it Works · Free Trial · Log in · Blog · Training · Apps · Shop · Contact

Free Resources · Tricky Words · Letters & Sounds · Year 2 CEW Flashcards · Year 1 CEW Flashcards · Phonics Apps · Monster Phonics Storytime · Phonics Screening Test · KS1 Spelling Curriculum

0800 211 1111 · @monsterphonics.com

© Copyright Monster Phonics · Terms & Conditions · Terms of Website



The Monster Phonics website has an array of free resources which can be accessed at the bottom of the home page.

rain

Flashcards

Multisensory and Memorable

Go



PowerPoints

Fun and Engaging

Go



Videos

Help children to remember the important words for every grapheme.

Go




eBooks

Read Monster Phonics eBooks


Go

Resources to support learning at home



Moonster
Phonics

The Monster Phonics Apps can be downloaded on smart devices.

The image features a decorative background of watercolor splashes in various colors including purple, blue, pink, yellow, and green. A solid blue horizontal banner is centered across the image, containing white text.

Helpful tips & ideas for supporting with reading at home

Homework

Moonstew Phonics

Friday 1st November 2024

Dear Parents/Carers,

We have been learning the following sounds:

h b

High Frequency Words:

up, mum, put, has, had, him, his, oh, big

Phonics Activity

Please complete the activity sheets. Practise writing the graphemes, then read the words using your phoneme finger to blend the sounds, then sound out the words using your robot arms and have a go at writing the words.

We appreciate this learning being reinforced at home.

Please return your homework folder to school by Thursday 7th November 2024.

Kind regards,

Miss Pomfret and Miss Cummins


Weekly homework tasks target the phoneme/grapheme and focus words taught that week.

Flashcards sent home should be practiced regularly and new flashcards will be sent home every few weeks.

Books Sent Home



Monster
Phonics



1. Decodable Books



Focus words

cat	cats	cod	can
tap	nags	sags	rips

The cats go to a tin.
A cod in a pot.

The cats all go and eat the cat food from the tin.
Tricky Witch puts the cod in a pot to cook. Cool Blue joins her in the kitchen, he is staying for supper.



bridge	bridge	badge	badge
because	welcome		
shadow	madness	straight	overhead
damage	planet		

Reading in school

Teachers will match reading books to your child's secure phonic knowledge - 90% fluency

Your child will have worked with an adult in school reading the book in small group sessions

The book is then sent home



Reading at Home













The book is
too easy!

That's
great!!




2. Sharing Books from the Library



Year 1 Phonics Screening Check

Key Stage One

Year One Phonics Screen




More Phonics
Phonics

Year 1 children take the Phonics Screening Check in June.

[Monster Phonics Screening Check](#)



Resources and book fair



The Monster Phonics Resources & Book Fair

Dear Parents/Guardians,

We are excited to announce that our school is participating in the **Monster Phonics Resources & Book Fair!**

Monster Phonics is a Department for Education-approved programme that we use in school to teach phonics. While we provide everything your child needs to succeed, many parents often ask about additional **resources to support learning at home**. This book fair is a wonderful opportunity to explore those options.

Here's how it works:

For every purchase made through the Monster Phonics Resources & Book Fair, our school will earn **20% commission** in the form of a voucher, which we can use to buy additional resources and books for our classes. This is a fantastic way to contribute to your child's home learning while also helping us enrich the learning environment for everyone.

Resources available include **Activity Books, Reading Books, Flashcards, Magnetic Letters, and Monster Characters**.

How to place your order:

1. Open the **ORDER FORM** (It is best viewed using CHROME)
2. Select the items you'd like to purchase by ticking the box next to each item. To calculate your shipping, select the number of items purchased in your order, at the end of the order list.
3. Enter your school name as 'School Name' so that your order helps us earn valuable learning materials for the school.
4. Complete the form with your delivery and payment details.

This opportunity is only available for the next few weeks (closing end of November).

Every purchase helps us earn rewards that will directly benefit our children. We'd like to emphasise that participation is entirely voluntary, just like any fair of this type. Every purchase helps us earn rewards that will directly benefit our children.

Thank you very much for considering this approach if you are looking to purchase phonics resources.

Here's how it works:

For every purchase made through the Monster Phonics Resources & Book Fair, our school will earn **20% commission** in the form of a voucher, which we can use to buy additional resources and books for our classes. This is a fantastic way to contribute to your child's home learning while also helping us enrich the learning environment for everyone.

Resources available include **Activity Books, Reading Books, Flashcards, Magnetic Letters, and Monster Characters**.

How to place your order:

1. Open the **ORDER FORM** (It is best viewed using CHROME)
2. Select the items you'd like to purchase by ticking the box next to each item. To calculate your shipping, select the number of items purchased in your order, at the end of the order list.
3. Enter your school name as 'School Name' so that your order helps us earn valuable learning materials for the school.
4. Complete the form with your delivery and payment details.

This opportunity is only available for the next few weeks (closing end of November).