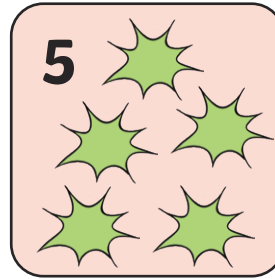




# Cut and Stick Number Ordering

Cut out the images and stick them down in the correct order on the boxes at the bottom.










Cut and Stick Number Ordering



# Cut and Stick Number Ordering

Cut out the images and stick them down in the correct order on the boxes at the bottom.


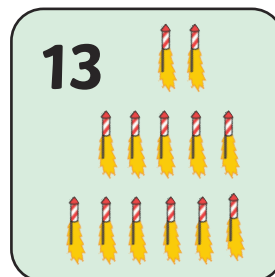
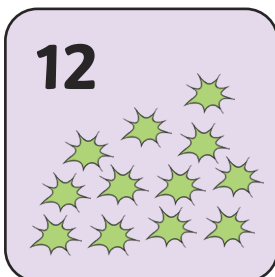
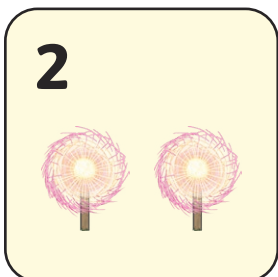
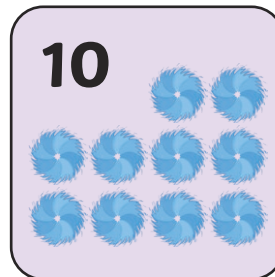
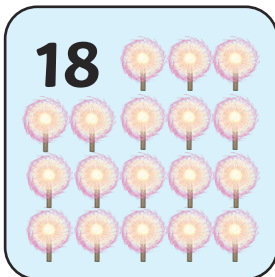



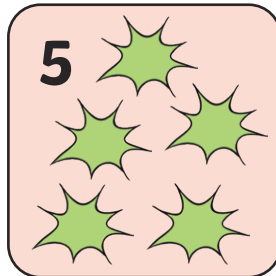







Cut and Stick Number Ordering

A large area at the bottom of the page containing ten empty rounded square boxes arranged in two rows of five. The background features colorful fireworks in green, red, and blue, with small stars scattered around.

# Cut and Stick Number Ordering

Cut out the images and stick them down in the correct order on the boxes on the next page.





A grid of 20 empty rounded square boxes arranged in 4 rows and 5 columns. The background features colorful fireworks in green, red, and blue, with small stars scattered around. The fireworks are positioned behind the grid, with some appearing to burst through the boxes.