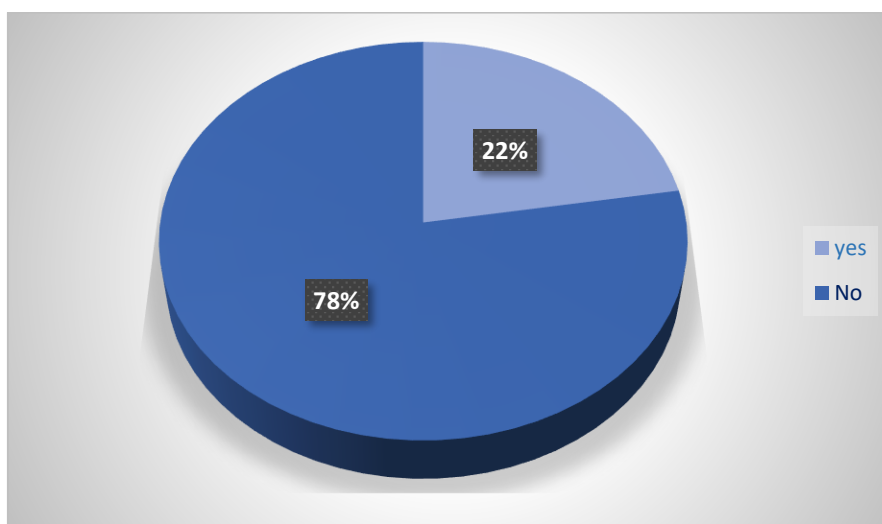


A huge thank you to everyone who completed our traffic survey before half term. The children have analysed the results and they are now ready to share with our families.

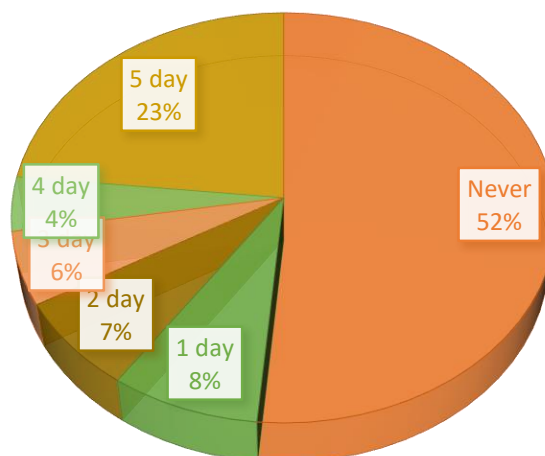
Is it possible to use another method of transport?



<u>Yes</u>	<u>No</u>
47	163

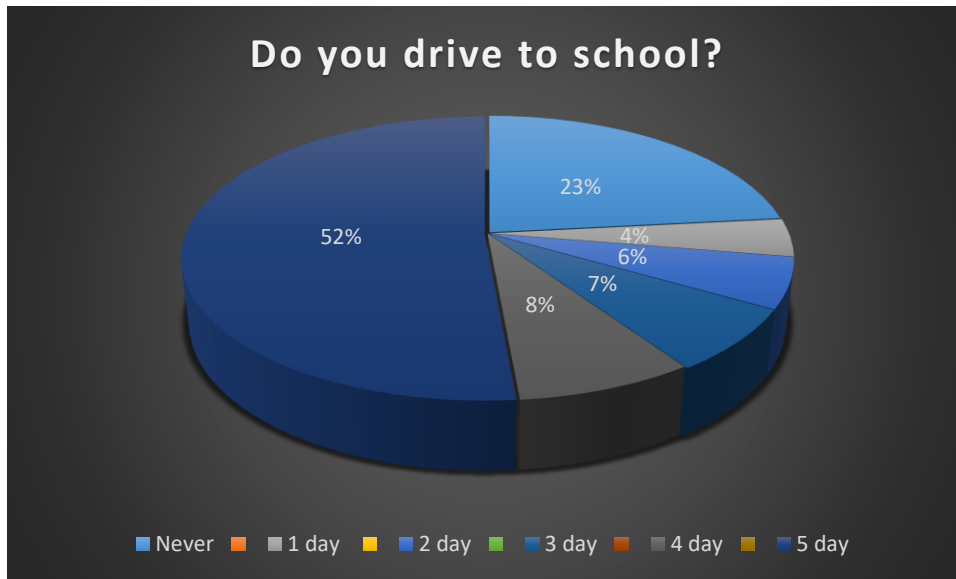
Most people are not able to use another form of transport, only 47 people are able to use another form of transport and the remaining 163 are not able to. If more people were able to walk or cycle, the roads would be much safer!

DO YOU AND YOUR CHILD WALK TO SCHOOL?



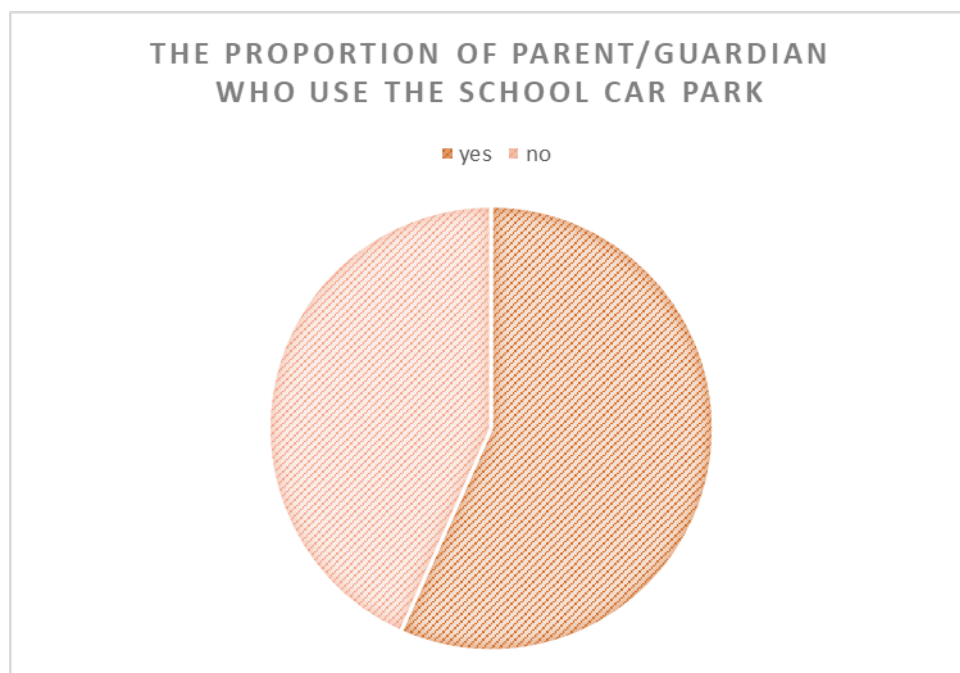
Our results show that 52% of adults don't walk to the school. 23% of people walk to school every day and only 4% of people walk 4 times a week. 6% walk 3 times a week, whilst 7% of people walk 2 days a week. Finally, only 8% of people walk to school once a week.

Never	1 day	2 day	3 day	4 day	5 day
108	17	15	12	9	49



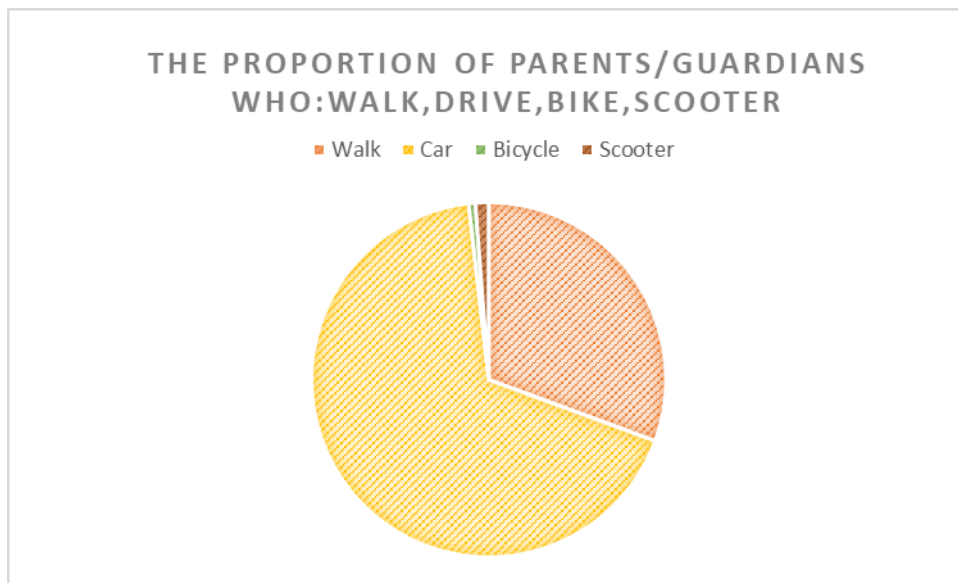
Our graph shows that 52% of people drive every day, 8% drive 4 days a week, 7% of people drive 3 days a week, 6% of people drive 2 times a day, 4% of people drive one day a week and 23% of people don't drive.

Do you use the car park to drop your child off at school?



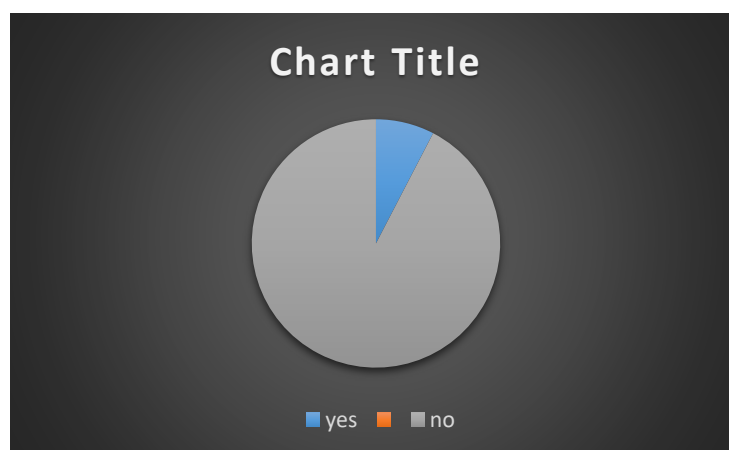
This shows us that during school hours there is a much larger proportion of parent/guardians use the car park provided whilst dropping their child/children off at school. This means that the car park can become a dangerous space for children to get from one side of the car park to the other.

What source of transport do you take to and from school?



This chart shows us that there is a large proportion of parent/guardians who drive to school, a small amount who walk, a tiny amount of people who scooter and only two people who bike. These sources of transport are great because it minimises the traffic on Lovely Hall Lane. This is safer for our school pupils.

Are you happy for your child to walk home, meet you halfway, or not at all?



This is a pie chart to see if you would say yes or no.

Do you supervise your child until they are in the school building?



This chart shows that most people supervise their child until they are in the building.

Here are the full results:

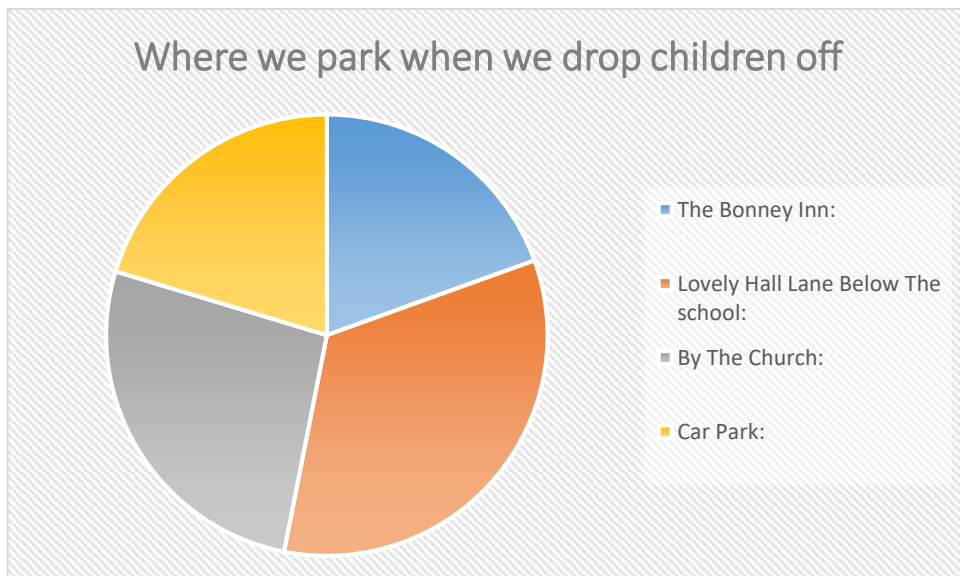
Always 191

Sometimes 13

Never 4

It is most likely that all of the infant children are supervised as well as the younger juniors.

Where do you park when you drop your child off?



Do you go down the land after dropping off your child?

